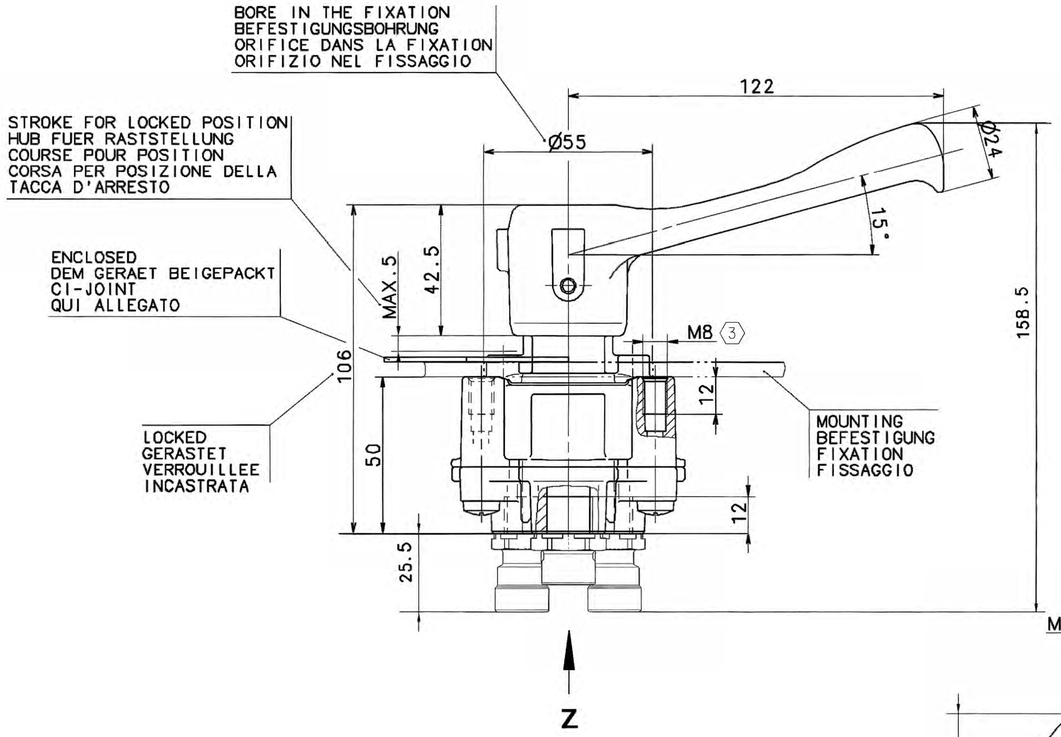

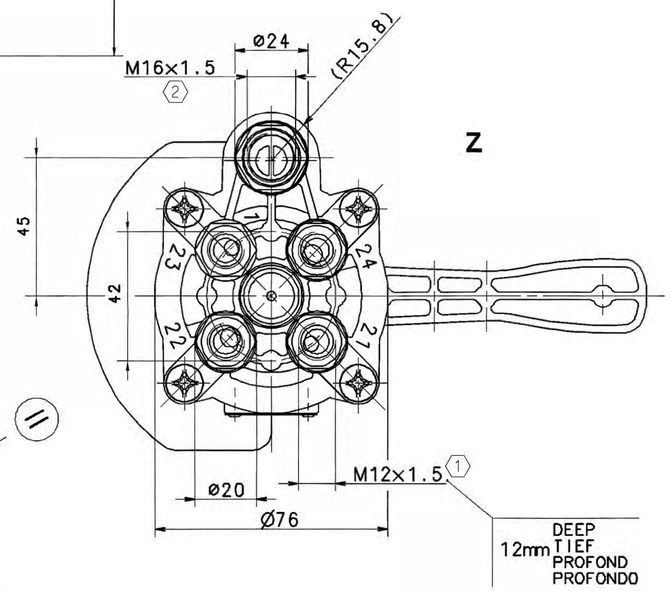

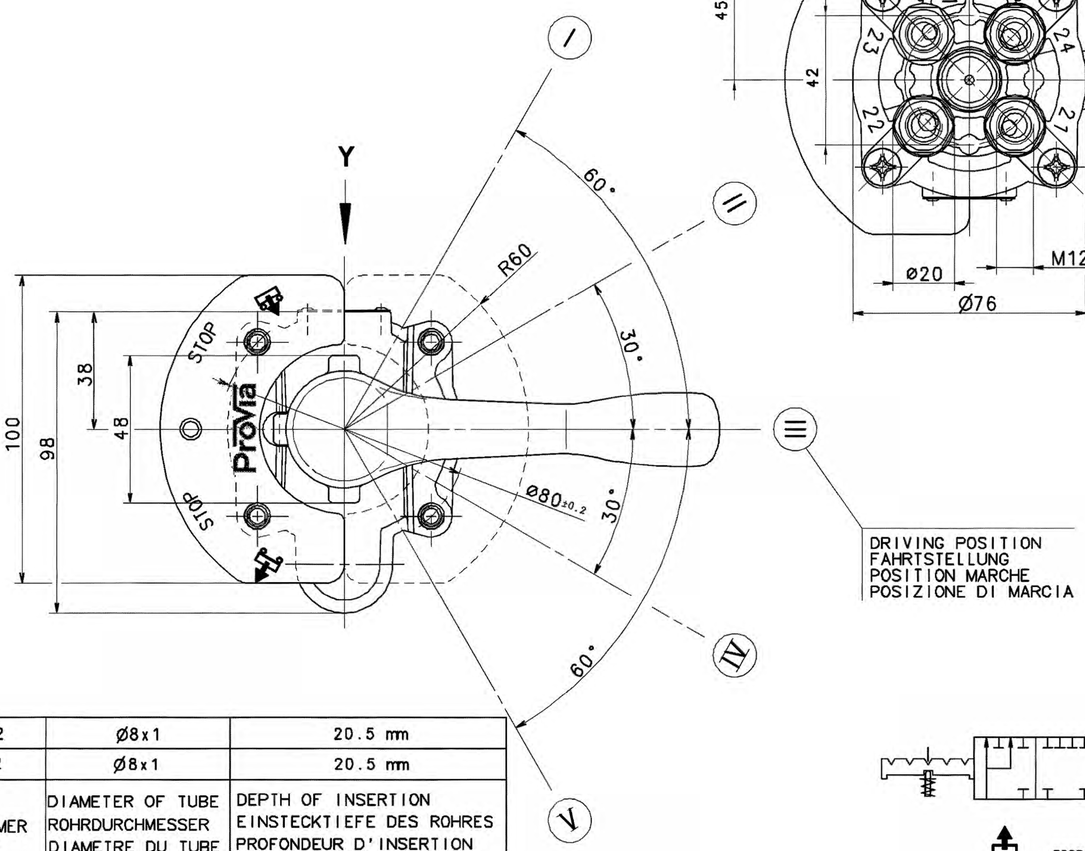

( ) ≙ AUXILIARY DIMENSION
HILFSMASS
DIMENSION AUXILIAIRE
DIMENSIONE AUSILIARIA

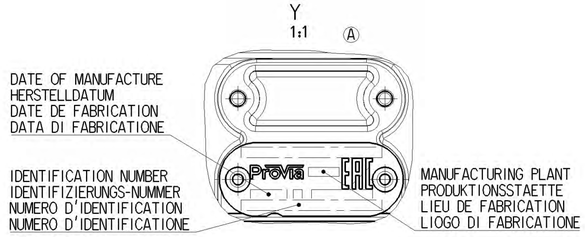

INSTALLATION POSITION EINBAULAGE POSITION D'INSTALLATION POSIZIONE DI MONTAGGIO	:	OPTIONAL BELIEBIG QUELCONQUE A SCELTA
WORKING PRESSURE BETRIEBSDRUCK PRESSION DE SERVICE PRESSIONE DELL'ESERCIZIO	:	pe = 10 bar
TORQUE ANZUGSMOMENT COUPLE DE SERRAGE COPPIA DI SERRAGGIO	:	(1) MAX. 25 Nm (2) MAX. 34 Nm (3) MAX. 10 Nm
WORKING MEDIUM ARBEITSMEDIUM FLUIDE D'UTILISATION FLUIDO DI ESERCIZIO	:	AIR (WATER-, OIL AND ALCOHOL CONTAINING) LUFT (WASSER-, OEL UND ALKOHOLHALTIG) AIR (CHARGE D'EAU, D'HUILE ET D'ALCOOL) ARIA (ACQUOSO,OLEIFERO E ALCOOLOSO)
WORKING ENVIRONMENT UMGEBUNGSMEDIUM FLUIDE AMBIANTE FLUIDO AMBIENTE	:	AIR (WATER- AND SALT CONTAINING) LUFT (WASSER- UND SALZHALTIG) AIR (CHARGE D'EAU DE SEL) ARIA (ACQUOSO E SALIFERO)
THERMAL RANGE OF APPLICATION THERM. ANWENDUNGSBEREICH GAMME D'APPLICATION THERMIQUE CAMPO DI APPLICAZIONE TERMICA	:	-40°...+80°C
MIN. FLOW PASSAGE /NOMINAL DIAMETER MIN. DURCHFLUSSOEFFNUNG /NENNWEITE MIN. ORIFICE CALIBRE /DIAMETRE NOMINAL MIN. PASSAGGIO LIBERO /DIAMETRO NOMINALE	:	
PORTS 21,23 ANSCHLUESSE 21,23 ORIFICES 21,23 ORIFIZI 21,23	:	MIN.12.6 mm² (≙Ø4mm)
PORTS 22,24 ANSCHLUESSE 22,24 ORIFICES 22,24 ORIFIZI 22,24	:	MIN.28.3 mm² (≙Ø6mm)
PORTS 1,3 ANSCHLUESSE 1,3 ORIFICES 1,3 ORIFIZI 1,3	:	MIN.63.6 mm² (≙Ø9mm)
OPERATING TORQUE DREHMOMENT ZUR BETAETIGUNG COUPLE DE COMMANDE COPPIA DI COMANDO	:	MAX. 7 Nm

1 SUPPLY
ENERGIEZUFLUSS
ALIMENTATION
ALIMENTAZIONE

22,24 DELIVERY (TO AIR SUSPENSION BELLOW)
ENERGIEABFLUSS IN DIE ARBEITSLEITUNG (ZUM LUFTFEDERBALG)
UTILISATION (A COUSIN DE SUSPENSION PNEUMATIQUE)
MANDATA (PER SOFFIETTU A SOSPENSIONE PNEUMATICA)

3 EXHAUST
ENTLUEFTUNG
ECHAPPEMENT
SCARICO

21,23 CONTROL LINE (TO LEVELLING VALVE)
STEUERLEITUNG (ZUM LUFTFEDERVENTIL)
LIGNE DE COMMANDE (A VALVE DE NIVELLEMENT)
LINEA DI COMANDO (PER VALVOLA NIVELLATRICE)

893 800 001 2	Ø8x1	20.5 mm
893 800 007 2	Ø8x1	20.5 mm
FITTING NUMBER VERSCHRAUBUNGNUUMMER NUMERO DE RACCORD NUMERO DELL RACCORDO	DIAMETER OF TUBE ROHRDURCHMESSER DIAMETRE DU TUBE DIAMETRO DEL TUBO	DEPTH OF INSERTION EINSTECKTIEFE DES ROHRES PROFONDEUR D'INSERTION PROFONDITA DI INTRODUZIONE

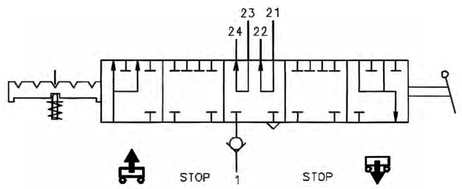

General Specification: JED-334-1 , Size ISO 14405 LP						
Further Technical Data: PRO 032 220 O doc.035						
Doc. Code:			Sheet:		To	
General Tolerances JED-261						
		Range of Nominal Dimensions (± mm)				
Class 1)		≤ 50	> 50 ≤ 180	> 180 ≤ 400	> 400	∢
Fine	X	0.5	1.0	1.5	2.0	
Medium		1.0	2.0	3.0	4.0	±3°
Coarse		2.0	3.5	5.0	6.5	
Topped Holes acc. JED-152						
1) Tolerance Class Applied Crossmarked						

Copyright WABCO®

Date	Signature
Drawn 2018-10-16	Kolkowski
Checked 2018-10-16	Pawlowski
Expert Pawlowski	

ProVia

TRAILER AIR SUSPENSION CONTROL VALVE
LUFTFEDERUNG REGELVENTIL
SUSPENSION PNEUMATIQUE VALVE DI REGLAGE
SOSPENSIONE PNEUMATICA VALVOLA DI COMANDO

Mass	Scale	Material No.	Date of first issue: 2017-02-10		
1.54 KG	1:2 (1:1)	PRO 032 220 O	Doc. Code 005	Language ML	Sheet 1/1
Size A 1	CAD System CREO	ECN-No. 177205 / Revision 1 x A / Techn. Resp. 5811_AM	Replacement for -		

100mm

Tous Communication ou reproduction de ce document, toute exploitation ou communication de son contenu sont interdites, sauf autorisation écrite. Tous droits de propriété intellectuelle réservés, notamment en matière de brevets et de modèles.

Weitergabe sowie Vervielfältigung dieser Unterlage, Verwertung und Mitteilung ihres Inhalts nicht gestattet, soweit nicht ausdrücklich zugesichert. Zuwiderhandlungen verpflichten zu Schadenersatz. Alle Rechte für den Fall der Patenterteilung oder Gebrauchsmusereintragung vorbehalten.

Non è permesso consegnare o (fare) o riprodurre questo documento, né utilizzare il contenuto o rendere comunque noto a terzi senza espressa autorizzazione. Tutti i diritti di proprietà intellettuale sono riservati, in particolare quelli di brevetto e di modello.

Copying of this document and giving it to others and the use or communication of the contents thereof, are forbidden without express authority. Offenders are liable to the payment of damages. All rights are reserved in the event of the grant of patent or registration of a utility model or design. This document is the subject of copyright.