EXTERNAL SURFACE	
I	JED-259-3
II	JED-256-1 OR JED-256-3
III	JED-471-0
IV	PLASTIC
V	JED-007-1

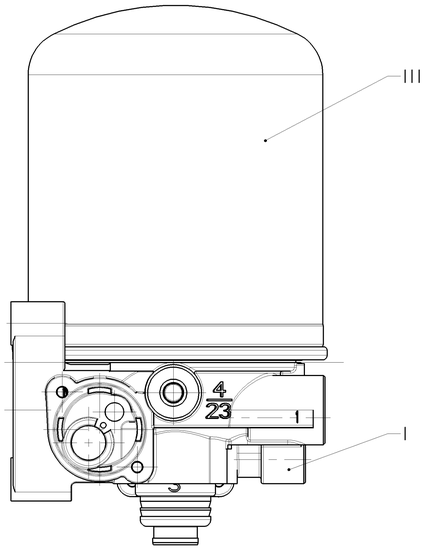

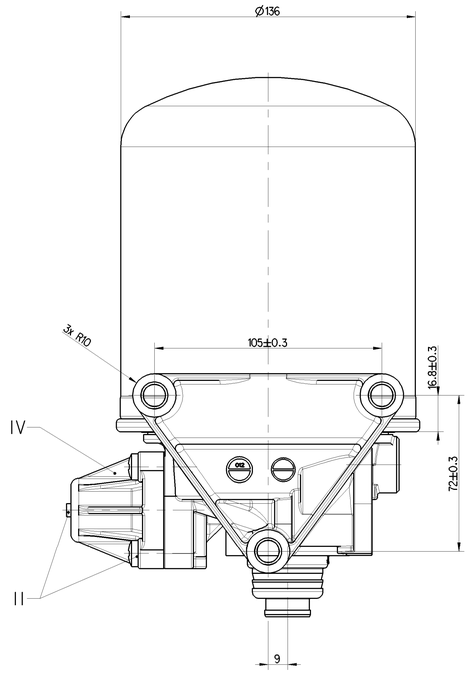

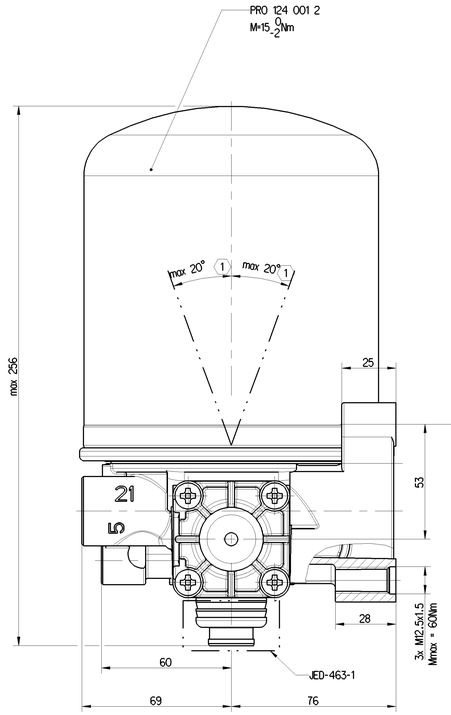

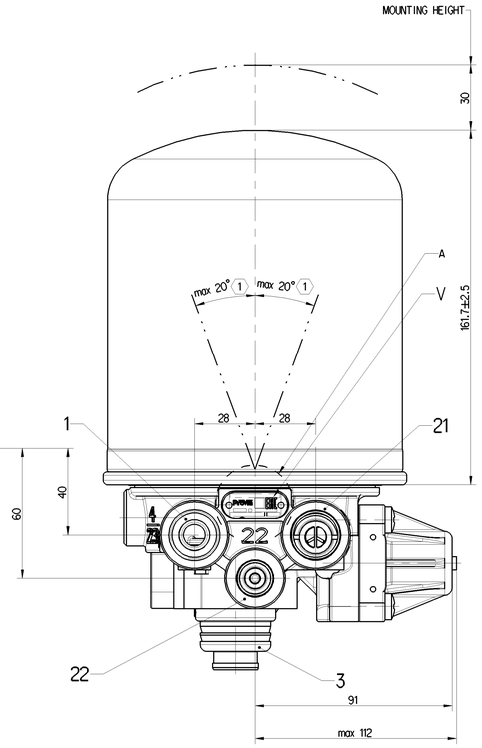

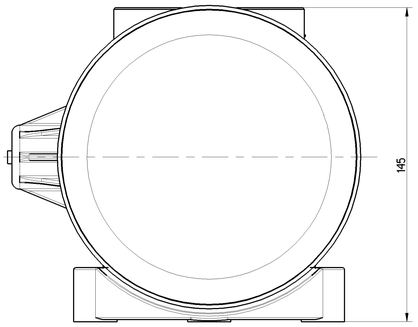

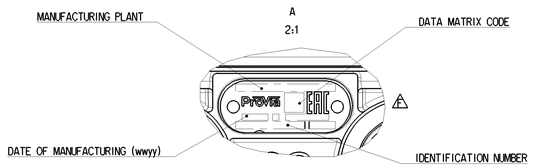

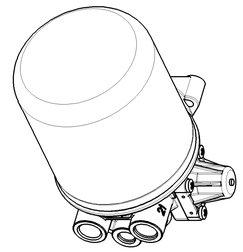

1:2

TECHNICAL DATA

THERMAL RANGE OF CONTINUOUS APPLICATION:	-40°C... +65°C
RESISTANCE TO HEAT:	+80°C MAX
MEDIUM:	COMPRESSED AIR
WORKING PRESSURE:	Pe MAX=13 bar
MAX. PREMISSIBLE FREQUENCY	50 Hz
MAX. PREMISSIBLE ACCELERATION	±10x g
COMBINED UNLOADER:	
CUT OUT PRESSURE:	12.5±0.3 bar
OPERATING RANGE:	1.5±0.5 bar
DYNAMIC PRESSURE OF SAFETY VALVE:	15 $^{+6}_{0}$ bar (BEI Vn=100dm^3/min.)
TORQUES FOR CONNECTIONS:	M16x1.5: Mmax = 34 Nm M22x1.5: Mmax = 53 Nm

(1) INSTALLATION POSITION AS DRAWN

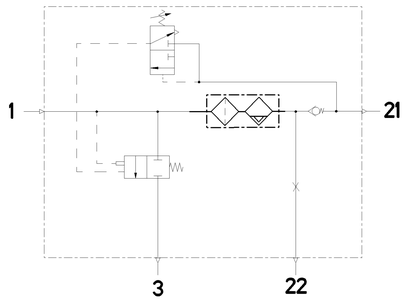

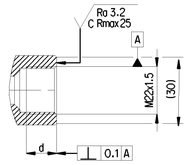

PORT	FUNCTION	THREAD
1	FROM THE COMPRESSOR	M22x1.5 d=15
21	TO THE RESERVOIRS	M22x1.5 d=15
22	TO THE RESERVOIRS FOR REGENERATED AIR	M16x1.5 JED-388
3	EXHAUST FOR COMPRESSED AIRS	-

General Specification: ISO 8015, JED-334-1, Size ISO 14405 LP
Further Technical Data/Product Specification
Doc. Code: 035 Sheet: 1 To: 4
General Tolerances JED-261

Class	11	Range of Nominal Dimensions (≥ mm)				
		≥ 0 < 50	≥ 50 < 180	≥ 180 < 400	≥ 400 < 800	
Fine		±0.5	±1.0	±1.5	±2	±3°
Medium	X	±1	±2	±3	±4	
Coarse		±2	±3.5	±5	±6.5	

Tapped Holes acc. -
11 Tolerance Class Applied Crosswinded

Copyright WABCO®

Date	Drawn	Signature
2022-07-05	Murugan	
Checked		
2022-07-06	Pawlowski	

Dimensions in mm

ProVia
AIR DRYER

Mass	Scale	Material No.	Date of first issue: 2016-06-13
3.50 kg	1:1 (1:2 2:1)	PRO 410 004 0	Doc.Code: 005 Language: EN Sheet: 1/1
Size: A 0	CAD system: CREO	EDB-No.: 510690 Revision: 2 x F Techn. Resp.: 5050_AM	Replacement for: -

100mm

Tale Dokumentacja są własnością firmy WABCO. Nie wolno jej udostępniać ani przekazywać osobom trzecim bez pisemnej zgody firmy WABCO. Nie wolno jej także wykorzystywać do celów konkurencyjnych. Tego dokumentu nie wolno powielać ani w całości ani w części bez pisemnej zgody firmy WABCO. Wszelkie prawa zastrzeżone.