POS	MATERIAL	SURFACE PROTECTION
II	STEEL	ELECTROPHORESIS
I	STEEL	GALVANIZED (WHITE)

<1> SAFETY CHARACTERISTICS	0
<2> SIGNIFICANT CHARACTERISTICS	0
<CI> CUSTOMER INTERFACE	5

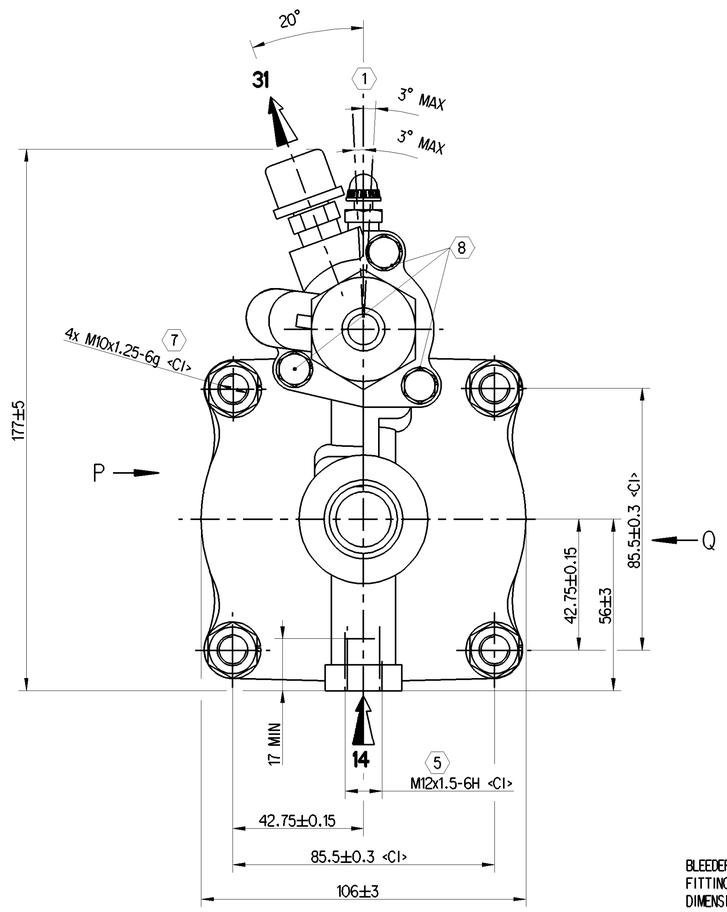

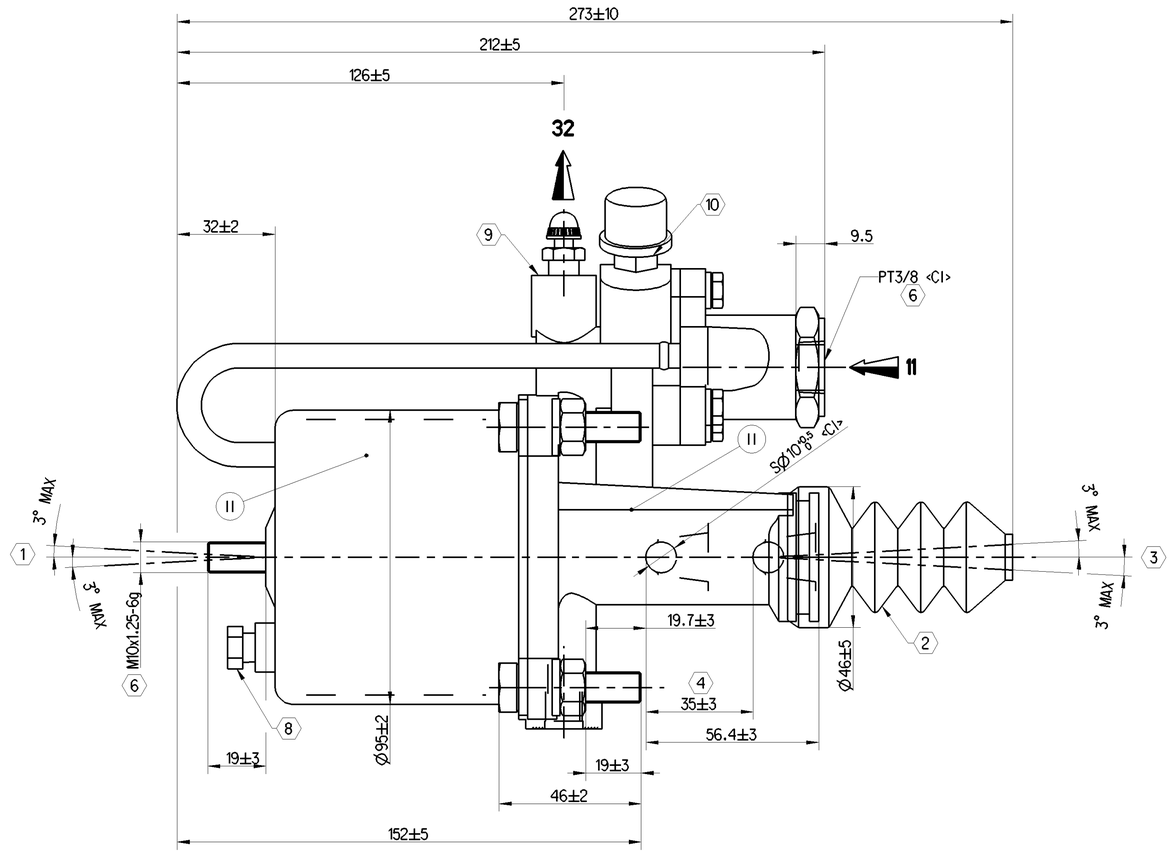

TECHNICAL INFORMATION

1. HYDRAULIC TANK DIA : Ø19.8mm
2. AIR TANK DIA : Ø90mm
3. HYDRAULIC WORKING PRESSURE 4MPa
4. HYDRAULIC WORKING PRESSURE MAX 12MPa
5. AIR WORKING PRESSURE MAX 1MPa
6. WORKING TEMPERATURE : -40°C TO +80°C
7. MEDIUM
   HYDRAULIC MEDIUM : DOT 4 BASED BRAKE FLUID IN ACCORDANCE WITH SAE J 1703
   PNEUMATIC MEDIUM : AIR
8. OIL VOLUME INPUT: V=(SHxC)+K
   K : ABSORPTION AT 120 BAR FOR C=0, K<1.5 cm^3
   SH : HYDRAULIC SECTIONAL AREA = 3.08 cm^2
   C : GEAR DISENGAGING STROKE
9. OPEN PORTS ARE FITTED WITH CLOSURE PLUG FOR STORAGE AND TRANSMIT PURPOSE
10. CAUTION : DO NOT ACTUATE THE DEVICE IF NOT FITTED ON ITS MOUNTING BRACKET
11. WITHOUT STROKE WEAR INDICATOR
12. DO NOT OPERATE THIS PRODUCT WITHOUT INSTALLATION OR FIXATION ON THE BRACKET

NOTES

1	DEVICE EXTREME POSITION WHEN BLEEDING
2	BOOT THERMAL RANGE -40°C TO +130°C
3	MISALIGNMENT OF PUSHROD IN ANY DIRECTION
4	STROKE
TORQUE FOR CONNECTION	
5	21Nm MAX
6	24Nm MAX
7	34Nm MAX
8	10^{+5}_{0} Nm
9	5^{+5}_{0} Nm
10	20^{+5}_{0} Nm

BLEEDER SCREW END FITTING DETAILS DIMENSION

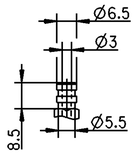

VIEW P

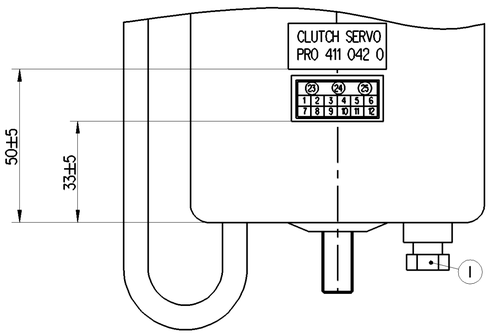

VIEW-Q

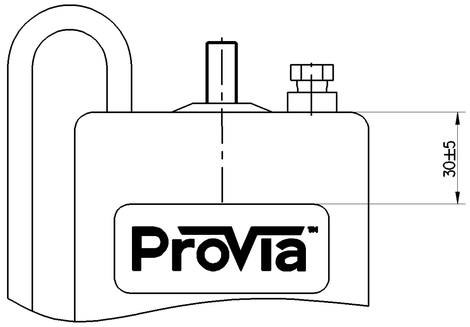

PERFORMANCE GRAPH

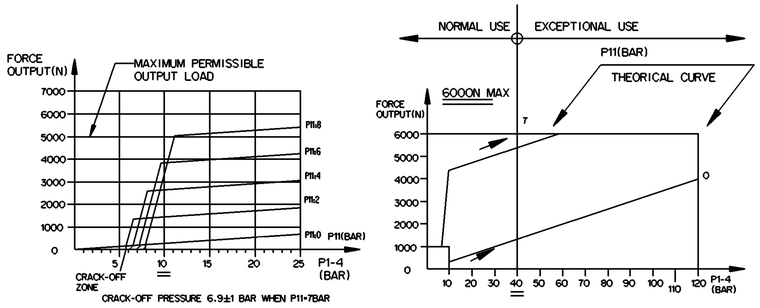

SCHEMATIC DIAGRAM

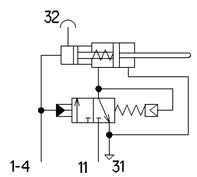

MARKING OF PORTS	
11	AIR INLET
14	OIL INLET
31	AIR EXHAUST
32	BLEED SCREW

General Specification: ISO 8015, JED-334-1, Size ISO 14405 LP						
Further Technical Data: PRO 411 019 0						
Doc. Code: 035			Sheet: 1	To	13	
General Tolerances JED-261						
Range of Nominal Dimensions (± mm)						
Class 1)	≤ 50	> 50 ≤ 180	> 180 ≤ 400	> 400	∠	
Fine	±0.5	±1	±1.5	±2		
Medium	X ±1	±2	±3	±4	±3°	
Coarse	±2	±3.5	±5	±6.5		
Tapped Holes acc. -						
1) Tolerance Class Applied Crossmarked						

Copyright ZF®

Date	Signature
Drawn	
2023-12-21	Kaviya
Checked	
2023-12-22	Manivannan

Dimensions in mm

ProVia

CLUTCH SERVO

Mass	Scale	Material No.	Date of first issue: 2023-12-22		
2.89 kg	NTS	PRO 411 042 0	Doc.Code	Language	Sheet
Size	CAD System		005	EN	1/1
A 1	CREO		ECN-No. -	Revision -	Techn. Resp. 5630_AM

Replacement for -

100mm

Non è permesso consegnare o farci riprodurre questo documento, né utilizzare il contenuto o renderlo comunque noto a terzi senza esplicita autorizzazione della Dott. Ing. Ferrari Giancarlo e Ferrari Gianluca S.r.l. Si avverte inoltre che il documento è protetto dai brevetti o modelli.
È fatta riserva di tutti i diritti derivanti da brevetti o modelli.

Copying of this document and giving it to others and the use or communication of the contents thereof, are forbidden without express authority. Offenders are liable to the payment of damages. All rights are reserved in the event of the grant of patent or registration of a utility model or design. This document is the subject of copyright.

Toute Communication ou reproduction de ce document, toute exploitation ou communication de son contenu sont interdites, sauf autorisation écrite. Tous droits de propriété intellectuelle réservés, notamment en matière de brevets et de modèles.

Weitergabe sowie Vervielfältigung dieser Unterlage, Verwertung und Mitteilung ihres Inhalts nicht gestattet, soweit nicht ausdrücklich zugestanden. Zuwiderhandlungen verpflichten zu Schadensersatz. Alle Rechte für den Fall der Patenterteilung oder Gebrauchsmustereintragung vorbehalten.