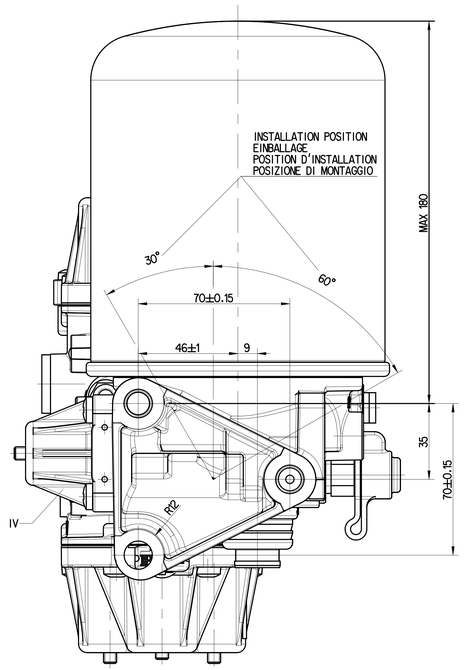

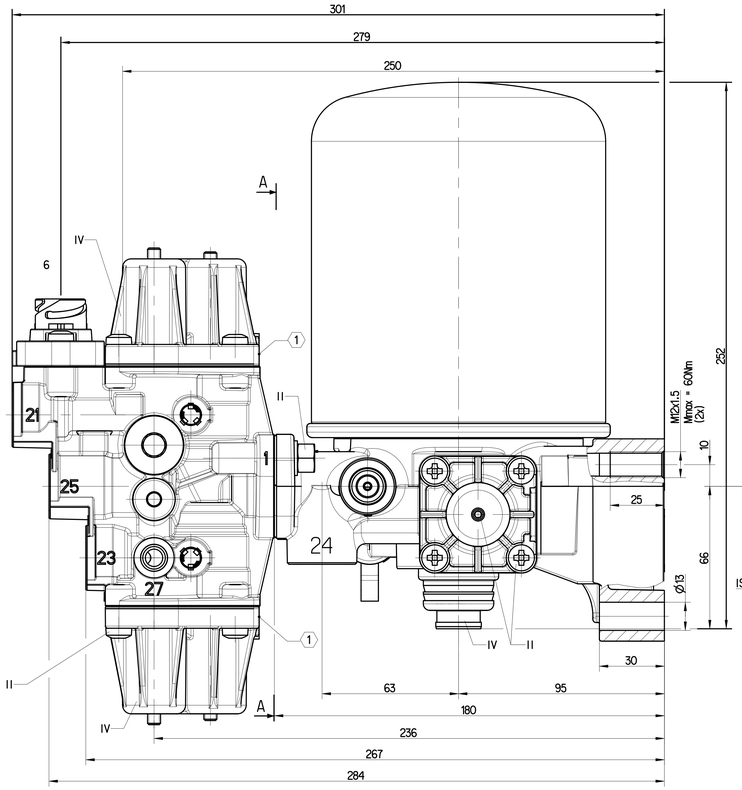

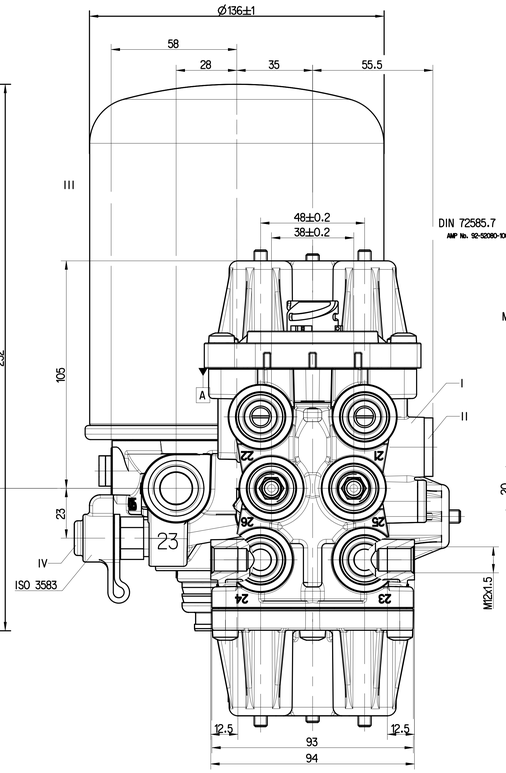

DIN 72585.7 PINS -POLIG POLES POLI
AMP No. 52-52080-100

PRO 124 001 2
M=15 $^{0}_{-2}$ Nm

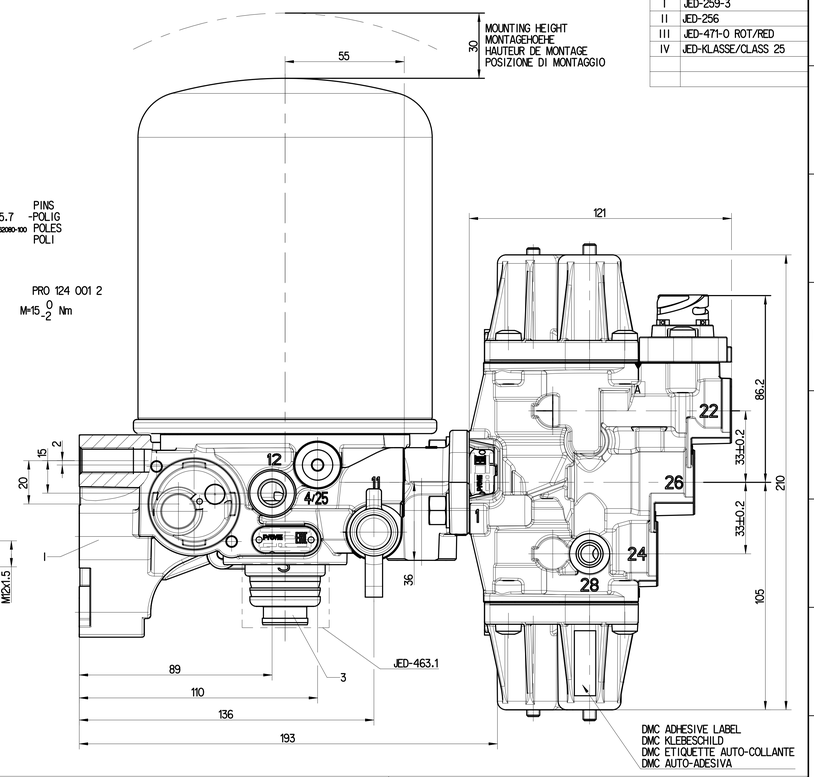

EXTERNAL SURFACE
AEUSSERE OBERFLAECHE
SURFACE EXTERIEURE
SUPERFICIE ESTERNA

I	JED-259-3
II	JED-256
III	JED-471-0 ROT/RED
IV	JED-KLASSE/CLASS 25

A-A

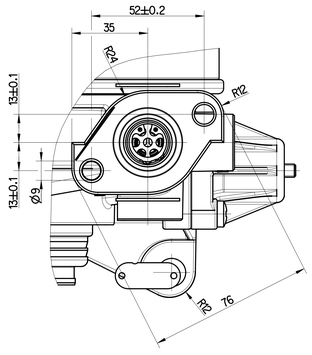

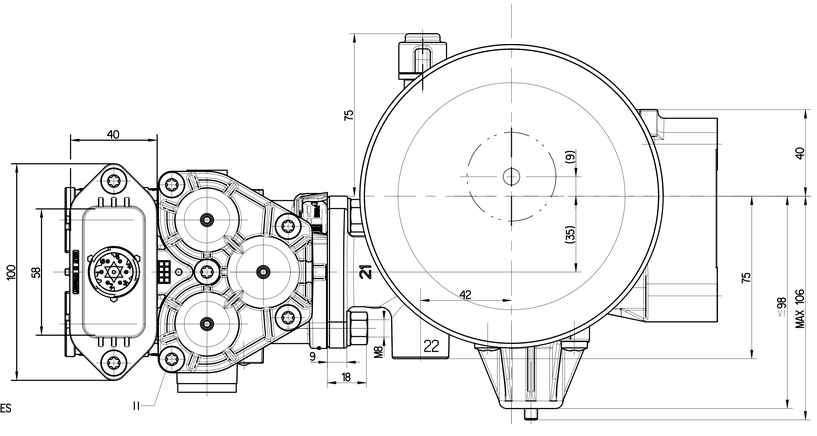

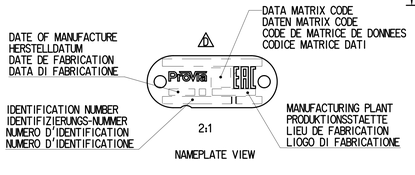

NAMEPLATE VIEW

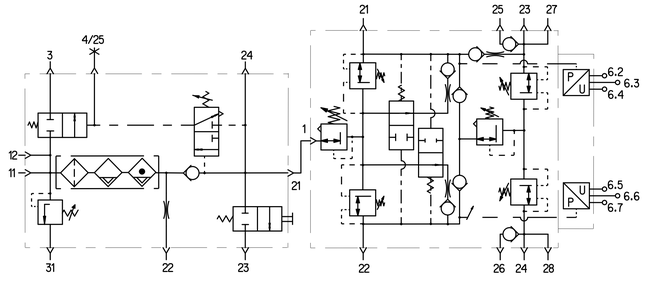

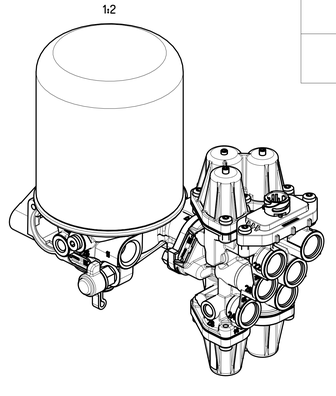

(1) Free from paint
Farbfrei
Exempte de peinture
Non verniciare

AIR DRYER LUFTTROCKNER DESSICATEUR ESSICATORE	PRO 400 001 0
FOUR CIRCUIT PROTECTION VALVE VIERKREIS-SCHUTZVENTIL VALVE DE PROTECTION (A 4 CIRCUITS) VALVOA DI PROTEZIONE (A 4 CIRC.)	PRO 934 005 0
PRESSURE SENSOR UNIT DRUCKSENSOR-EINHEIT UNITE DE APTEUR DE PRESSION UNITA DI SENSORE DI PRESSIONE	332 500 501 1

AIR DRYER
LUFTTROCKNER
DESSICATEUR D'AIR
ESSICATORE D'ARIA

PORT ANSCHLUSS ORIFICE ORIFIZIO	FUNCTION FUNCTION FONCTION FUNZIONE	THREAD GEWINDE FILETAGE FILETTAURA
11	FROM THE COMPRESSOR VOM KOMPRESSOR PROVENANT DU COMPRESSEUR PROVENIENTE DEL COMPRESSORE	M22x1,5 JED-152
12	EXTERNAL FILLING FREMDBEFUELLUNG ALIMENTATION DE L'EXTERIEUR ALIMENTAZIONE SEPARATA	M12x1,5 JED-152
21	TO PROTECTION VALVE ZUM SCHUTZVENTIL AU VALVE DE PROTECTION A VALVOA DI PROTEZIONE	M22x1,5 JED-152
22	TO RESERVOIR FOR REGENERATION AIR ZUM REGENERATIONS-LUFTBEHAELTER AU RESERVOIR D'AIR DE REGENERATION AL SERBATOII PER L'ARIA RIGENERATA	M16x1,5 JED-388
23	TIRE INFLATION DEVICE REIFENFUELLANSCHLUSS PRISE POUR GONFLAGE PNEU PRESA PER GONFIAGGIO PNEUM.	M12x1.5 thread length: 8 mm
24	TO AIR SUSPENSION RESERVOIR ZUM LUFTFEDERBEHAELTER AU RESERVOIR DE LA SUSPENSION PNEUMATIQUE A SERBATOIO DELLA SOSPENSIONE PNEUMATICA	M22x1,5 JED-388
4/25	CONTROL PORT/DELIVERY OF ENERGY TO COMPRESSOR CONTROL STEUERANSCHLUSS/ENERGIEABFLUSS ZUR KOMPRESSOR STEUERUNG ORFICE DE COMMANDE/ALIMENTATION EN ENERGIE DE LA COMMANDE DE COMPRESSEUR ORIFIZIO DI COMANDO/MANDATA AL COMANDO DEL COMPRESSORE	M10x1 JED-388 (PLUGGED)
3	EXHAUST FOR COMPRESSOR IDILING ENTLUEFTUNG BEI KOMPRESSOR-LEERLAUF ECHAPPEMENT POUR MARCHE A VIDE DU COMPRESSEUR SCARICO PER MARCIA A FOLLE DEL COMPRESSORE	

FOUR CIRCUIT PROTECTION VALVE
VIERKREIS-SCHUTZVENTIL
VALVE DE PROTECTION (A 4 CIRCUIT)
VALVOA DI PROTEZTIONE (A 4 CIRC.)

PORT ANSCHLUSS ORIFICE ORIFIZIO	FUNCTION FUNCTION FONCTION FUNZIONE	THREAD GEWINDE FILETAGE FILETTAURA	CIRCUIT KREIS CIRCUIT CIRCUITO
1	FROM AIR DRYER VOM LUFTTROCKNER DE DESSICCATEUR D'AIR ESSICATORE D'ARIA	M22x1,5 JED-388	
21	SERVICE BRAKE BETRIEBSBREMSE FREINAGE FRENATURA	M22x1,5 JED-388	1
22	SERVICE BRAKE BETRIEBSBREMSE FREINAGE FRENATURA	M22x1,5 JED-388	2
23	TRAILER BRAKING SYSTEM ANHAENGER BREMSANLAGE SYSTEME DE FREINAGE DE LA REMORQUE FRENATURA DEL RIMORCHIO	M22x1,5 JED-388	3
25	PARKING BRAKING SYSTEM FESTSTELLBREMSANLAGE DISPOSITIF DE FREINAGE DE STATIONNEMENT DISPOSITIVO DI FRENATURA DI STAZIONAMENTO	M22x1,5 JED-388	3
27	PRESSURE SWITCH DRUCKSCHALTER INTERRUPTEUR DE PRESSION INTERRUTTORE A PRESSIONE	M12x1,5 JED-152	3
24	AUXILIARIES HILFSMITTEL AUXILIAIRES AUSILIARI	M22x1,5 JED-388	4
26	OPERATION OF CLUTCH/GEARBOX BETAETIGUNG VON KUPPLUNG/GETRIEBE ACTIONNEMENT D'EMBRAYAGE/BOITE VITESSES AZIONAMENTO FRIZIONE/CAMBIO	M22x1,5 JED-388	4
28	PRESSURE SWITCH DRUCKSCHALTER INTERRUPTEUR DE PRESSION INTERRUTTORE A PRESSIONE	M12x1,5 JED-152	4
6	PRESSURE SENSOR DRUCKSENSOR CAPTEUR DE PRESSION SENSORE DI PRESSIONE		1/2

Copyright WABCO®
Data protetta ai sensi della DIN 34 e DIN 33 Copyright. Non cedere a terzi, non copiare, non utilizzare senza autorizzazione scritta. Tutti i diritti sono riservati. Questo documento contiene informazioni proprietarie. Non divulgare a terzi

PRESSURE SENSOR MODULE :
DRUCKSENSORMODUL :
MODULE DE CAPTEUR DE PRESSION :
MODULO DI SENSORE DI PRESSIONE:

MEASURING PRINCIPLE:PIEZO-RESISTIVE
MESSPRINZIP :PIEZORESISTIV
PUINCIPE DE MESURE :PIEZORESISTIF
PRINCIPO DI MISURA :PIEZORESISTIVO

SUPPLY VOLTAGE
SPEISESPANNUNG
TENSION D'ALIMENTATION 5 V DC ±5%
TENSIONE D'ALIMENTAZIONE

TOTAL CURRENT CONSUMPTION
GESAMTSTROMAUFNAHME Max. 30mA
CONSOMMATION DE COURANT TOTALE (2x Max. 15mA)
ASSORBIMENTO DI CORRENTE TOTALE

INRUSH CURRENT
EINSCHALTSTROM ⩽115mA (t⩽16µs)
COURANT D'APPEL
CORRENTE DI INSERIMENTO

THERMAL RANGE OF APPLICATION
THERMISCHER ANWENDUNGSBEREICH -40°C...+80°C
PLAGE DE TEMPERATURE EN UTILISATION
CAMPO TERMICO DI APPLICAZIONE

MEASURING RANGE : ABSOLUTE PRESSURE
MESSBEREICH : ABSOLUTDRUCK
ZONE DE MESURE : 0,85-12,85 bar PRESSION
CAMPO DI MISURA : PRESSIONE

ADMISSIBLE OVERPRESSURE
ZULAESSIGER UEBERDRUCK 16 bar
ADMISSIBLE SURPRESSION
AMMISSIBLE SOVRAPRESSIONE

PORT
ANSCHLUSS
ORIFICE DIN 72 585
ORIFIZIO

OFFSET:
OFFSET: 1V
DEPLACEMENT DE VALEURS:
DIFFERIMENTO DEL VALORI DI MISURA:

SENSITIVITY
EMPFINDLICHKEIT
SENSIBILITE 250 mV/bar
SENSIBILITA

LINEARETY
LINEARITAET
LINEARITE ⩽±0.3%FS
LINEARITA

HYSTERESIS
HYSTERESE
HYSTERESIS ⩽±0.2%FS
ISTERESI

CIRCUIT KREIS CIRCUIT CIRCUITO	21			22		
CONTACT KONTAKT CONTACT CONTATTO	6.2	6.3	6.4	6.5	6.6	6.7
FUNCTION FUNKTION FONCTION FUNZIONE	OUTPUT AUSGANG SORTIE USCITA	+5 VDC	0V	OUTPUT AUSGANG SORTIE USCITA	+5 VDC	0V

THERMAL RANGE OF CONTINUOUS APPLICATION:
THERMISCHER DAUERANWENDUNGSBEREICH: -40°C....+65°C
PLAGE DE TEMPERATURE EN UTILISATION CONTINUE:
COMPO DI APPLICAZIONE CONTINUA:

RESISTANCE TO HEAT:
WAERMEBESTAENDIGKEIT:
RESISTANCE A LA CHALEUR: MAX.+80°C
RESISTANZA AL CALORE:

MEDIUM: COMPRESSED AIR
MEDIUM: DRUCKLUFT
FLUIDE: AIR COMPRIME
FLUIDO: ARIA COMPRESSA

WORKING PRESSURE:
BETRIEBSDRUCK:
PRESSION DE SERVICE: $p_e$max.=13bar
PRESSIONE D' ESERCIZIO:

MAX. PERMISSIBLE FREQUENCY
MAX. ZULAESSIGE FREQUENZ
MAX. ADMISSIBLE FREQUENZE 50 Hz
MAX. AMMISSIBLE FREQUENZA

MAX. PERMISSIBLE ACCELERATION:
MAX. ZULAESSIGE BESCHLEUNIGUNG:
ACCELERATION MAX. ADMISSIBLE: ±15xg
ACCELERAZIONE MAX. AMMESSA:

INSTALLATION POSITION AS DRAWN
EINBAULAGE WIE GEZEICHNET
POSITION D' INSTALLATION SUIVANT DESSIN
POSIZIONE DI MONTAGGIO COME DISEGNATO

COMBINED UNLOADER:
DRUCKREGLER:
REGULATEUR DE PRESSION:
GRUPPO DI REGULAZIONE:

CUT OUT PRESSURE:
ABSCHALTDRUCK:
PRESSION DE FERMETURE:
PRESSIONE DI CHIUSURA:
12 ± 0.3 bar

OPERATING RANGE:
SCHALTSPANNE:
PLAGE DE REGULATION:
GAMME DI REGULAZIONE:
1.5±0.25 bar

PROTECTION VALVE SCHUTZVENTIL		OPENING PRESSURE OEFFNUNGSDRUCK dyn.	CLOSING PRESSURE SCHLIESSDRUCK dyn.	PRESSURE LIMITING DRUCKBEGRENZUNG p2 = F(p1):	OVERFILL VALUE UEBERFUELLWERT	
CIRCUIT KREIS	1+2	9 $^{0}_{-0.3}$	>7.0	10±0.2 (12.3)	<11.8	PRESSURE DRUCK (bar)
	3+4	7.5 $^{0}_{-0.3}$	>4.5	8.5 $^{0}_{-0.4}$(10.2)	<9.8	

SEQUENCE OF FILLING (SYSTEM UNPRESSURIZED):
AUFFUELLREIHENFOLGE (ANLAGE DRUCKLOS):

P1>7.2 BAR AND P2>3 BAR WHEN P3 = 1 BAR OR
UND WENN ODER
P2> 7.2 BAR AND P1>3 BAR WHEN P3 = 1 BAR
UND WENN

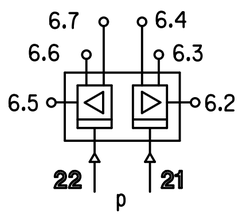

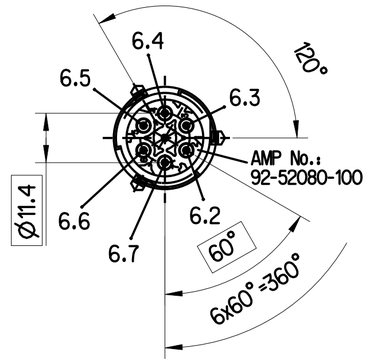

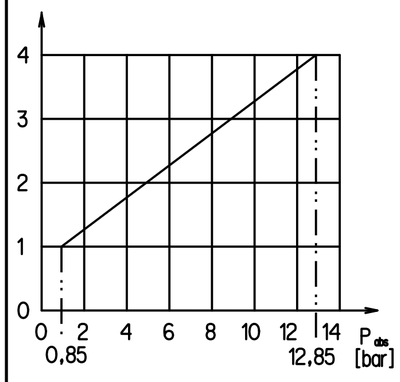

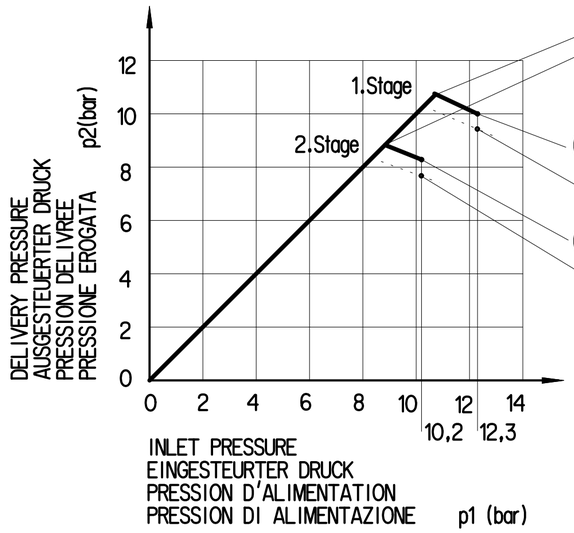

PRESSURE LIMITATION BY FIRST DELIVERY
DRUCKBEGRENZUG BEIM ERSTEN AUFFUELLEN
LIMITATION PENDANT UNE PREMIERE REMPLISSAGE
LIMITAZIONE COL PRIMO RIEMPRIMENTO

(10±0,2 bar)

PRESSURE LIMITATION AFTER CONSUMPTION
DRUCKBEGRENZUG NACH VEBRAUCH
LIMITATION APRES CONSOMMATION
LIMITAZIONE DI PRESSIONE DOPO CONSUMO

(9,4 bar)

MINIMUM PRESSURE INCLUDING MAX HYSTERESIS
MINIMALER DRUCK INCLUSIVE MAX HYSTERESE

(8,5-0,4 bar)
(7,7 bar)

General Specification: ISO 8015, JED-334-1, Size ISO 14405 LP					
Further Technical Data: Product Specification					
Doc. Code: 035		Sheet: 1 To 2			
General Tolerances JED-261					
Class 1)	Range of Nominal Dimensions (± mm) ≤ 50	> 50 ≤ 180	> 180 ≤ 400	> 400	∢
Fine	±0.5	±1	±1.5	±2	±3°
Medium X	±1	±2	±3	±4	
Coarse	±2	±3.5	±5	±6.5	
Tapped Holes acc. -					
1) Tolerance Class Applied Crossmarked					

Copyright ZF®

Date	Signature
Drawn 2025-06-12	Pakula
Checked 2025-06-12	Pawlowski

Dimensions in mm

ProVia

AIR PROCESSING UNIT

Mass	Scale	Material No.	Date of first issue: 2016-07-20		
5.9 kg	NTS	PRO 100 100 0	Doc.Code 005	Language ML	Sheet 2/2
Size A 2	CAD System CREO	ECN-No. 513662 / Revision 1 X D / Techn. Resp. 5110_AM	Replacement for -		

100mm

Non è permesso consegnare a terzi o riprodurre questo documento, ne utilizzarne il contenuto o renderlo comunque noto a terzi senza autorizzazione esplicita. Ogni infrazione costituirà un evidente abuso e comporterà il risarcimento dei danni subiti. E' fatta riserva di tutti i diritti derivanti da brevetti o modelli.

Copying of this document and giving it to others and the use or communication of the contents thereof, are forbidden without express authority. Contravention of this restriction will constitute an evident abuse and result in a liability to the payment of damages. All rights are reserved in the event of the grant of patent or registration of a utility model or design. This document is the subject of copyright.

Toute Communication ou reproduction de ce document, toute exploitation ou communication de son contenu sont interdites, sauf autorisation expresse. Tout manquement à cette règle constitue un abus évident et expose son auteur au versement de dommages et interêts. Tous droits de propriété industrielle réservés, notamment en matière de brevets et de modèles.

Weitergabe sowie Vervielfältigung dieser Unterlage, Verwertung und Mitteilung ihres Inhalts nicht gestattet, soweit nicht ausdrücklich zugestanden. Zuwiderhandlungen stellen einen offensichtlichen Mißbrauch dar und verpflichten zu Schadenersatz. Alle Rechte fuer den Fall der Patenterteilung oder Gebrauchsmuster-Eintragung vorbehalten.